





Espagnolette locks

1	ROD ESPAGNOLETTES		<i>pp.</i>
	■ PLASTIC-COATED 15 AND 20MM ESPAGNOLETTES		
	<i>Espagnolettes</i>		14
	<i>Accessories</i>		16
	■ NICKEL-PLATED 20 MM ESPAGNOLETTE		
	<i>Espagnolettes</i>		18
	<i>Accessories</i>		19
	■ COMMON ACCESSORIES FOR ROD ESPAGNOLETTES		20
<hr/>			
2	FLAT PLATE ESPAGNOLETTES		
	■ "LINDA" 20MM VERTICAL CLOSING ESPAGNOLETTE		22
	■ ACCESSORIES		23
<hr/>			
3	KEYS AND KEYHOLES FOR ESPAGNOLETTE LOCKS		24
	■ KEYS		24
	■ KEYHOLES		24

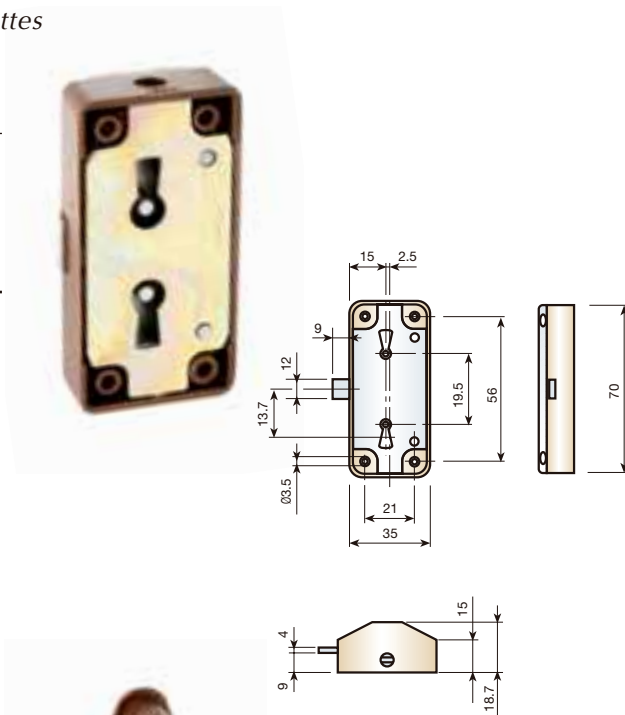
1 ROD ESPAGNOLETTES

PLASTIC-COATED 15MM ESPAGNOLETTE: *Espagnolettes*


15MM ESPAGNOLETTE LOCK.

		15 MM.	
WHITE	RAL 9003	210.915.003	250
BROWN	RAL 8016	210.915.014	
BLACK	RAL 9005	210.915.025	

FOR RIGHT OR LEFT-HAND USE.

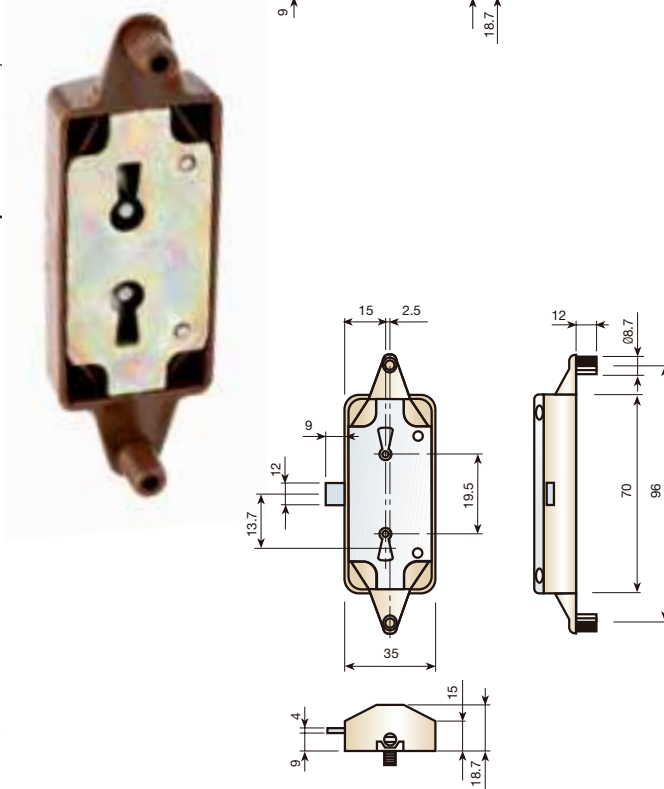


15MM ESPAGNOLETTE LOCK WITH PIVOTS.

		15 MM.	
WHITE	RAL 9003	210.015.002	250
BROWN	RAL 8016	210.015.013	
BLACK	RAL 9005	210.015.024	

FOR RIGHT OR LEFT-HAND USE.

DIRECT ASSEMBLY LOCK WITH CENTRAL ALIGNMENT TO CARRY OUT AN Ø8 DRILL FOR THE PIVOT AND THE CORRESPONDING DRILL FOR THE KEYHOLE, AS WELL AS THE ROD AND LEVER CLAMPS IN ONE OPERATION.



ROD CALCULATION

SUM OF THE RODS = INTERIOR CABINET MEASUREMENT -64MM. UPPER ROD = DISTANCE TO THE KEYHOLE -46MM.

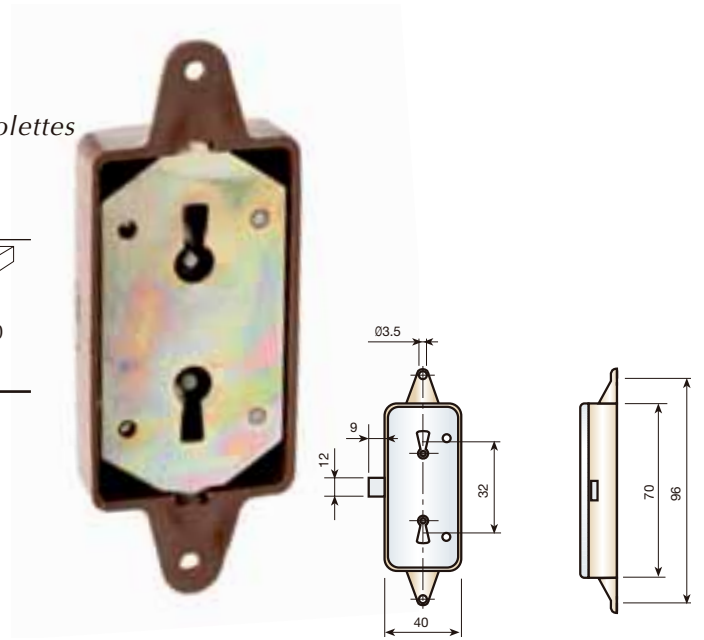
LOWER ROD = DISTANCE TO THE KEYHOLE -18MM.

■ PLASTIC-COATED 15MM ESPAGNOLETTE: *Espagnolettes*

20MM ESPAGNOLETTE LOCK.

		20MM.	
WHITE	RAL 9003	210.920.006	
BROWN	RAL 8016	210.920.010	250
BLACK	RAL 9005	210.920.021	

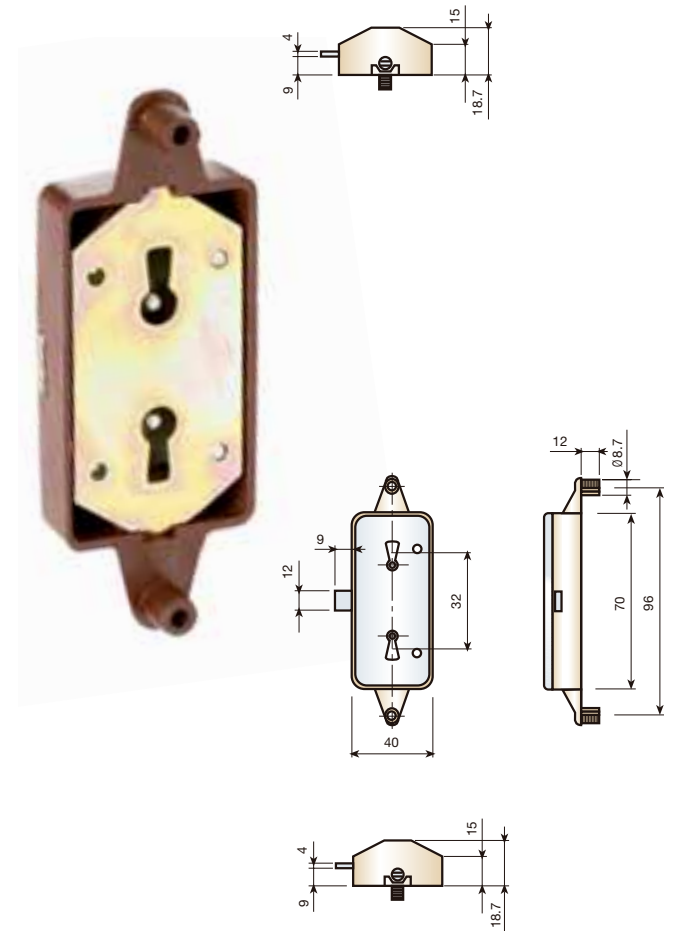
THIS LOCK IS FULLY ALIGNED TO DRILL.
THE LOCK FIXTURES AND THE KEYHOLE CAVITY IN ONE SINGLE OPERATION.



20MM ESPAGNOLETTE LOCK WITH PIVOTS.

		20MM.	
WHITE	RAL 9003	210.020.005	
BROWN	RAL 8016	210.020.016	250
BLACK	RAL 9005	210.020.020	

DIRECT ASSEMBLY LOCK WITH CENTRAL ALIGNMENT TO CARRY OUT AN Ø8 DRILL FOR THE PIVOT AND THE CORRESPONDING DRILL FOR THE KEYHOLE, AS WELL AS THE ROD AND LEVER CLAMPS, IN ONE SINGLE OPERATION.




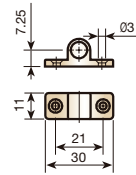
ROD CALCULATION

SUM OF THE RODS = INTERIOR CABINET MEASUREMENT -64MM. UPPER ROD = DISTANCE TO THE KEYHOLE -48MM.
LOWER ROD = DISTANCE TO THE KEYHOLE -16MM.


■ PLASTIC-COATED 15 AND 20MM ESPAGNOLETTES: *Accessories*

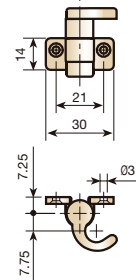
CLOSED GUIDE.

			
WHITE	RAL 9003	201.001.006	1.000
BROWN	RAL 8016	201.001.010	
BLACK	RAL 9005	201.001.021	




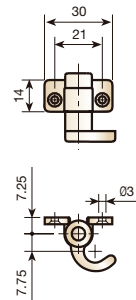
SHORT LEFT-HAND LEVER WITH CLAMP.

			
WHITE	RAL 9003	200.211.001	500
BROWN	RAL 8016	200.211.012	
BLACK	RAL 9005	200.211.023	




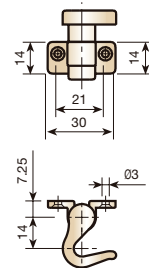
SHORT RIGHT-HAND LEVER WITH CLAMP.

			
WHITE	RAL 9003	200.212.003	500
BROWN	RAL 8016	200.212.014	
BLACK	RAL 9005	200.212.025	




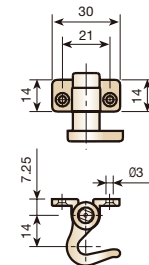
LONG LEFT-HAND LEVER WITH CLAMP.

			
WHITE	RAL 9003	200.111.004	500
BROWN	RAL 8016	200.111.015	
BLACK	RAL 9005	200.111.026	




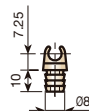
LONG RIGHT-HAND LEVER WITH CLAMP.

			
WHITE	RAL 9003	200.112.006	500
BROWN	RAL 8016	200.112.010	
BLACK	RAL 9005	200.112.021	




OPEN GUIDE, DOWEL-FIX Ø8.

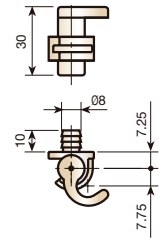
			
WHITE	RAL 9003	201.002.001	1.000
BROWN	RAL 8016	201.002.012	
BLACK	RAL 9005	201.002.023	




■ **PLASTIC-COATED 15 AND 20MM ESPAGNOLETTES: *Accessories***

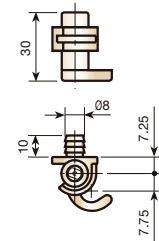
SHORT LEFT-HAND LEVER WITH CLAMP / DOWEL-FIX Ø8.

				
WHITE	RAL 9003	200.221.000		
BROWIN	RAL 8016	200.221.011	500	
BLACK	RAL 9005	200.221.022		




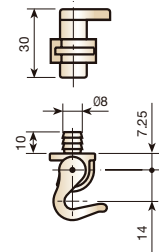
SHORT RIGHT-HAND LEVER WITH CLAMP / DOWEL-FIX Ø8.

				
WHITE	RAL 9003	200.222.002		
BROWIN	RAL 8016	200.222.013	500	
BLACK	RAL 9005	200.222.024		




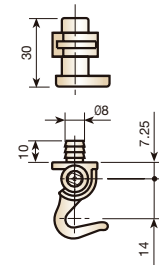
LONG LEFT-HAND LEVER WITH CLAMP / DOWEL-FIX Ø8.

				
WHITE	RAL 9003	200.121.003		
BROWIN	RAL 8016	200.121.014	500	
BLACK	RAL 9005	200.121.025		




LONG RIGHT-HAND LEVER WITH CLAMP / DOWEL-FIX Ø8.

				
WHITE	RAL 9003	200.122.005		
BROWIN	RAL 8016	200.122.016	500	
BLACK	RAL 9005	200.122.020		



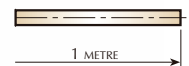
PLASTIC-COATED ROD.

				
WHITE		201.102.005		
BROWIN		201.102.016	50	
BLACK		201.102.020		




ROD WITH COVER (1 METRE).

				
WHITE		201.103.000	40	
BROWIN		201.103.011		




■ NICKEL-PLATED 20 MM ESPAGNOLETTE: *Espagnolettes*

20MM ESPAGNOLETTE LOCK.

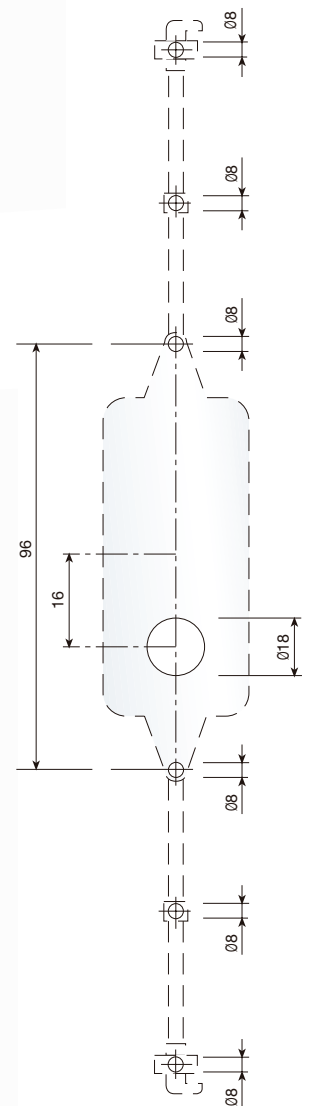
	20MM.	
NICKEL-PLATED	220.920.066	100



20MM ESPAGNOLETTE LOCK WITH NUTS.

		
NICKEL-PLATED	220.020.065	100

DIRECT ASSEMBLY LOCK WITH CENTRAL ALIGNMENT TO CARRY OUT AN 8Ø DRILL FOR THE PIVOT AND THE CORRESPONDING DRILL FOR THE KEYHOLE, AS WELL AS THE ROD AND LEVER CLAMPS, IN ONE OPERATION.



ROD CALCULATION

SUM OF THE RODS = INTERIOR CABINET MEASUREMENT -64MM. UPPER ROD = DISTANCE TO THE KEYHOLE -48MM.
LOWER ROD = DISTANCE TO THE KEYHOLE -16MM.

NICKEL-PLATED 20MM. ESPAGNOLETTES: Accessories

LONG METAL RIGHT-HAND LEVER.

NICKEL-PLATED	200.552.063	100 OR 500
---------------	-------------	------------

LONG METAL LEFT-HAND LEVER.

NICKEL-PLATED	200.551.061	100 OR 500
---------------	-------------	------------

BASE FOR THE METAL LEVER CLAMP.

NICKEL-PLATED	200.950.061	100 OR 500
---------------	-------------	------------

COVER FOR THE METAL LEVER CLAMP.

NICKEL-PLATED	200.970.066	100 OR 500
---------------	-------------	------------

METAL Ø5 ROD CLAMP.

NICKEL-PLATED	201.005.066	100 OR 500
---------------	-------------	------------

FLAT PART ROD.

NICKEL-PLATED	201.102.064	50
---------------	-------------	----

ROD GUIDE / DOWEL-FIX Ø8.

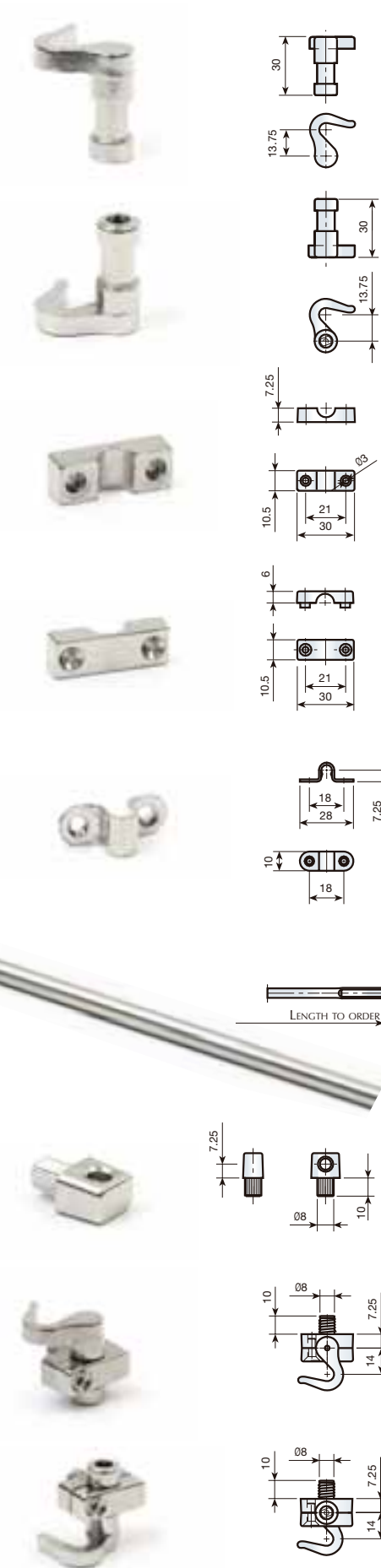
NICKEL-PLATED	201.006.061	100 OR 1.000
---------------	-------------	--------------

LONG RIGHT-HAND LEVER AND CLAMP SET / DOWEL-FIX Ø8.

NICKEL-PLATED	200.522.066	100 OR 500
---------------	-------------	------------


LONG LEFT-HAND LEVER AND CLAMP SET / DOWEL-FIX Ø8.

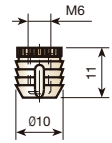
NICKEL-PLATED	200.521.064	100 OR 500
---------------	-------------	------------




■ COMMON ACCESSORIES FOR ROD ESPAGNOLETTES

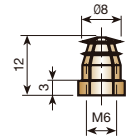
BUILT-IN NYLON NUT M6.

				
NATURAL	Ø10 x 11 MM.	937.006.103		2.000 OR 10.000
BROWN	Ø10 x 11 MM.	937.006.011		




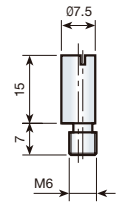
SELF-EXPANDING BRASS NUT M6.

				
		944.112.105		5.000




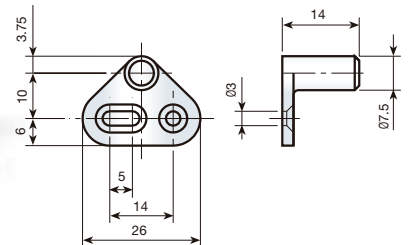
CAM PIVOT.

				
ZINC-COATED		201.202.035		100 OR 2.000



ADJUSTABLE PIVOT

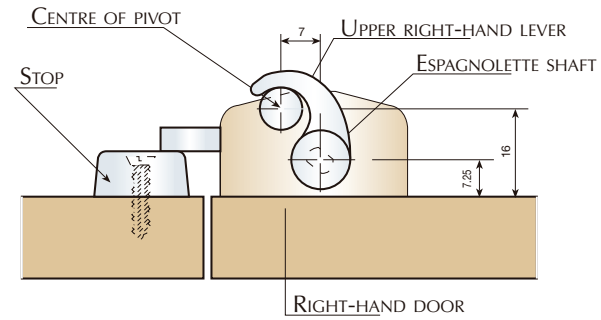
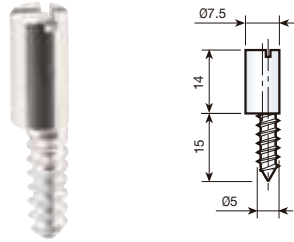
				
ZINC-COATED		201.204.032		100 OR 1.000




■ COMMON ACCESSORIES FOR ROD ESPAGNOLETTES

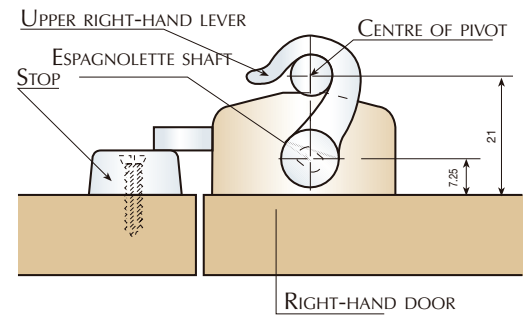
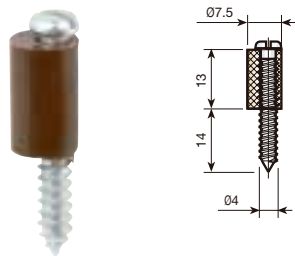
CAM PIVOT WOOD THREAD SCREW.

				
NICKEL-PLATED		201.201.066		100 OR 2.000




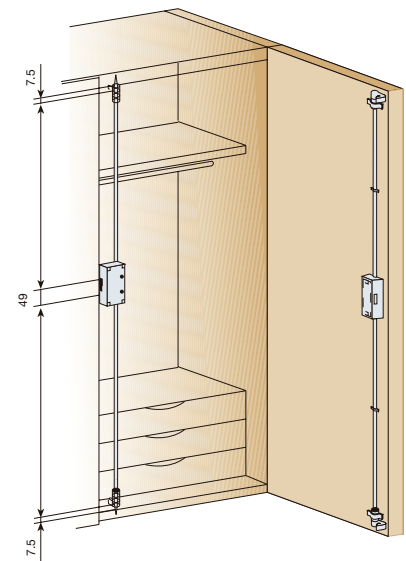
CAM PIVOT BUSHING.

				
WHITE	RAL 9003	TIRAF.	Ø4,2 x 27	201.203.004
BROWN	RAL 8016	TIRAF.	Ø4,2 x 27	201.203.015
BLACK	RAL 9005	TIRAF.	Ø4,2 x 27	201.203.026



RETAINING CATCH.

				
BROWN	RAL 8016		280.500.010	500
BLACK	RAL 9005		280.500.021	




TO ORDER THE CORRECT ESPAGNOLETTE RODS, THE CABINET'S INTERIOR MEASUREMENTS MUST BE TAKEN INTO ACCOUNT, SUBTRACTING 64 MM. TO OBTAIN THE SUM OF THE TWO RODS. THE CLIENT MUST SPECIFY THE MEASUREMENT OF EACH ROD, DEPENDING ON THE HEIGHT AT WHICH THE LOCK IS TO BE INSTALLED. THE FORMULA FOR CALCULATING THE RODS IS INDICATED ON EACH PAGE OF THE LOCKS.

2 FLAT PLATE ESPAGNOLETTES

A NEW ESPAGNOLETTE LOCK THAT IS DIFFERENT FROM THE CURRENT LOCKS IN THAT IT INCLUDES THE NOVELTY OF CLOSING VERTICALLY, AND ALL ITS GUIDES ARE CONCEALED. IT IS FULLY ALIGNED SO THAT THE HOLES FOR THE GUIDES, KEYHOLES AND THE LOCK ITSELF CAN BE DRILLED IN ONE OPERATION.

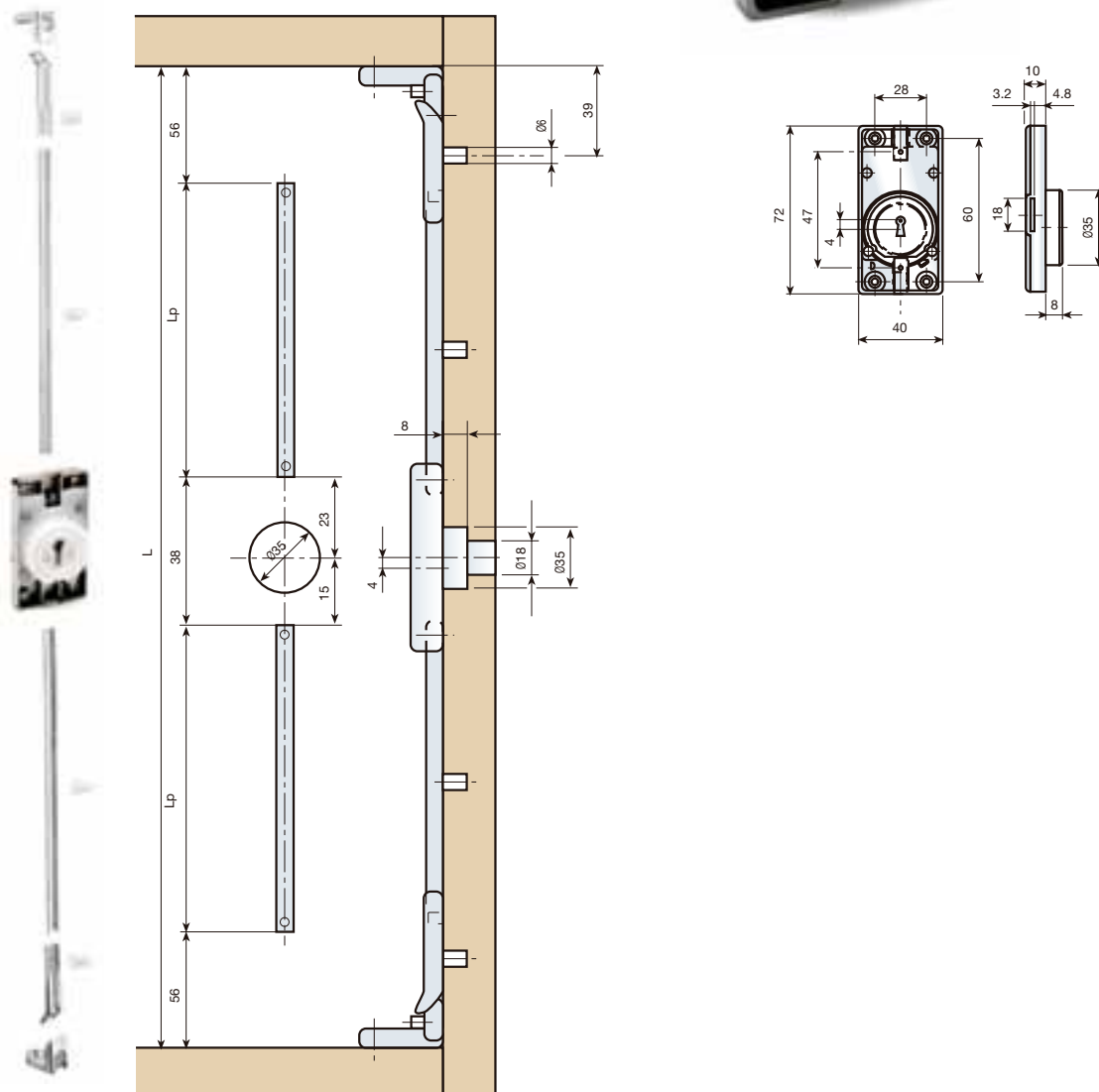
"LINDA" VERTICAL CLOSING 20MM ESPAGNOLETTE

20MM ESPAGNOLETTE LOCK.

	LEFT	RIGHT	
NICKEL-PLATED	222.120.065	222.220.062	100


SCREWS ARE SUPPLIED.

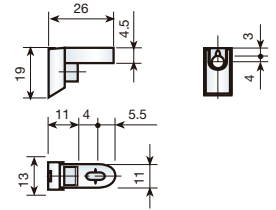
Assembly diagram.



■ ACCESSORIES

ADJUSTABLE STOP.

		
NICKEL-PLATED	201.400.065	200



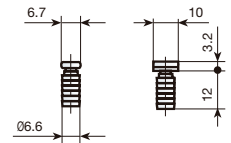
VERTICAL HOOK. UPPER AND LOWER.

		
NICKEL-PLATED	200.600.061	200




CONCEALED GUIDE / DOWEL-FIX.

		
NATURAL	201.010.106	1.000




CONCEALED GUIDE / SCREW-FIX.

		
NATURAL	201.020.105	1.000

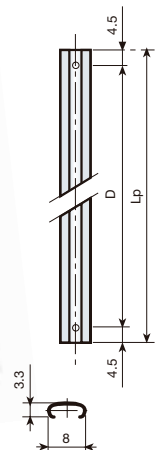
FOR Ø2.7 x 15 SCREW.



FLAT PLATE.


		
NICKEL-PLATED	201.104.061	50

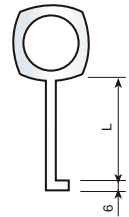
LP = LENGTH OF FLAT PLATE, TO ORDER.




3 KEYS AND KEYHOLES FOR ESPAGNOLETTE LOCKS


KEYS

L	NICKEL-PLATED	VARNISHED BRASS	
40 MM	189.840.066	189.840.571	100 OR 1000




L	NICKEL-PLATED	VARNISHED BRASS	
34 MM.	188.934.060	188.934.572	100 OR 1000




L	OLD BRONZE	
30 MM.	189.530.515	100 OR 1000

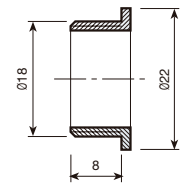



L	OLD BRONZE	
29 MM.	189.129.511	100 OR 1000
39 MM.	189.139.510	

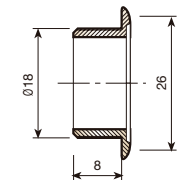


KEYHOLES

		
NICKEL-PLATED	101.115.066	100 OR 1000
VARNISHED BRASS	101.115.571	



		
VARNISHED BRASS	101.165.573	100 OR 1000



		
OLD BRONZE	101.205.510	100 OR 1000

