

# Magnetic latches

MAGNETIC LATCHES MADE OF PLASTIC WITH A PERMANENT MAGNET AND ZINC-COATED SOFT IRON SHEET.


	<i>pp.</i>
<b>1</b> MAGNETIC LATCHES .....	26
■ STOPS WITH SCREWS .....	26
■ SCREWS .....	26
■ TO SCREW ON AND MOVABLE STOP .....	27

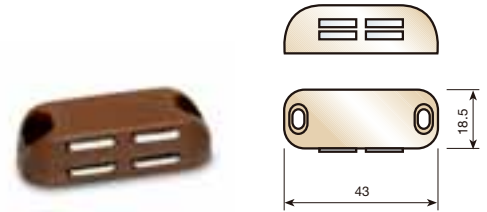


## 1 MAGNETIC LATCHES


MAGNETIC LATCHES MADE OF PLASTIC, WITH A PERMANENT MAGNET AND ZINC-COATED SOFT IRON SHEET.

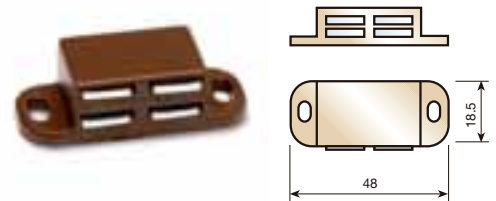
### MAGNETIC LATCH.

			
WHITE	281.004.006		
4 KGS. BROWN	281.004.010	100 OR 500	
BLACK	281.004.021		




### MAGNETIC LATCH.

			
WHITE	281.104.003		
4 KGS. BROWN	281.104.014	100 OR 500	
BLACK	281.104.025		

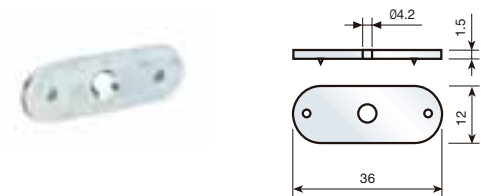


## STOPS WITH SCREWS

### LATCH STOP WITH ONE SCREW.

			
ZINC-COATED	282.100.033	100 OR 2.000	

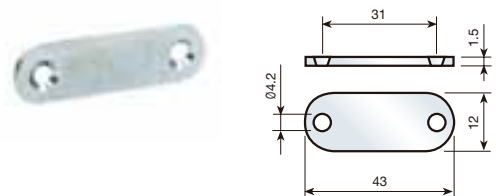
SUPPLIED WITH ONE Ø2.70 X 13 SCREW.



### LATCH STOP WITH TWO SCREWS.


			
ZINC-COATED	282.200.030	1.000 OR 5.000	

SUPPLIED WITH TWO Ø2.70 X 13 SCREWS.



## SCREWS


### BODY FIXTURE SCREW.

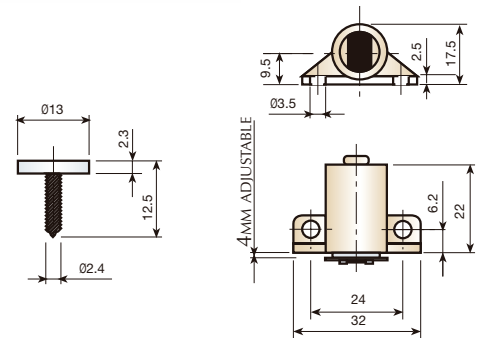
			
Ø3 x 15	986.915.031	1.000 OR 5.000	




■ TO SCREW ON AND MOVABLE STOP

MAGNETIC LATCH TO SCREW ON AND MOVABLE STOP Ø14 MM.

			
WHITE	281.404.001		
4 KGS. BROWN	281.404.012	50 OR 500	
BLACK	281.404.023		



MAGNETIC LATCH WITH SHEET TO SCREW ON AND MOVABLE STOP Ø14 MM.

			
WHITE	281.504.005		
4 KGS. BROWN	281.504.016	50 OR 500	
BLACK	281.504.020		

