

Tightening bolt

JOINING ASSEMBLIES


	<i>pp.</i>
1 TIGHTENING BOLT	288
■ BOLT NUTS	288
■ BOLTS	288
■ NUTS	289



1 TIGHTENING BOLT


BOLT NUTS

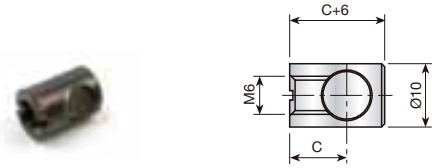
TIGHTENING SCREW M6.

		
BLUED	583.008.252	5.000




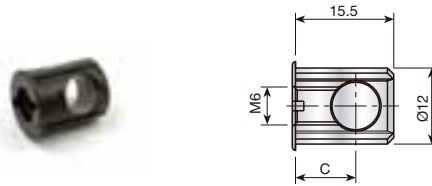
BOLT NUT Ø10 MM.

C (MM.)	8	9	
BLUED	524.214.250	524.215.252	2.000




BOLT NUT Ø12 MM. WITH HEAD.

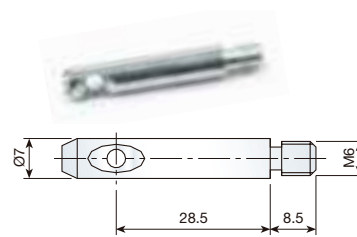
C (MM.)	9.5	
ZINC-COATED BLACK	947.009.044	2.000




BOLTS

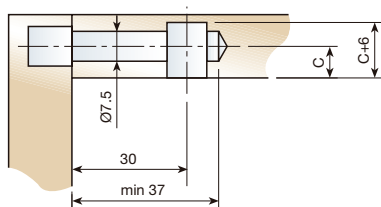
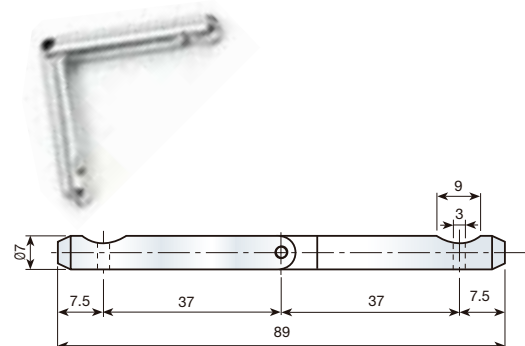
M6 COUPLING SCREW WITH GROOVES.

		
ZINC-COATED	522.727.030	2.000




ARTICULATED COUPLING WITH GROOVES.


		
ZINC-COATED	523.437.036	1.000

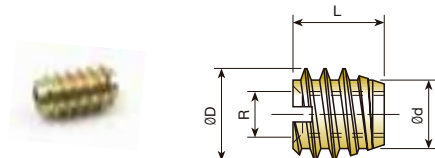


NUTS

STEEL WOOD-THREADED NUT WITHOUT HEAD.

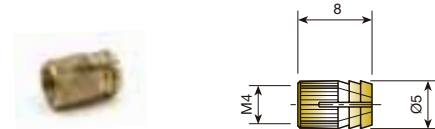
BICHROMATED					
L (MM.)	Ød(MM.)	ØD (MM.)	1/4"	M6	
10	8	10	947.510.056	947.810.054	2.500
12	8	10	947.512.053	947.812.051	2.000
14	8	10	947.514.050	947.814.055	2.000
18	8	10	947.518.051	947.818.056	2.000
22	8	10	947.522.052	947.822.050	2.000
10	9	12	947.610.053	947.910.051	2.000
12	9	12	947.612.050	947.912.055	2.000
14	9	12	947.614.054	947.914.052	2.000
16	9	12	947.616.051	947.616.051	2.000
18	9	12	947.618.055	947.918.053	2.000

L (MM.)	Ød(MM.)	ØD (MM.)	M8	
22	11	14	948.222.052	1.500



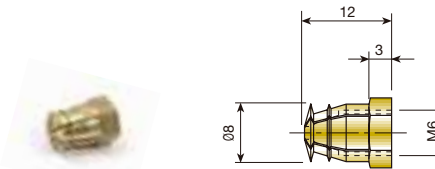
EXPANDING BRASS NUT.

M4	
944.805.105	2.000 OR 10.000




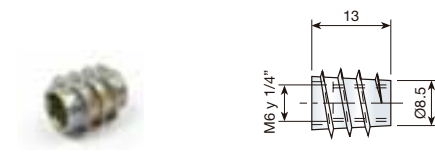
M6 SELF-EXPANDING BRASS NUT.

M6	
Ø8 x 12 MM. 944.112.105	5.000




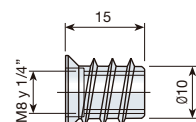
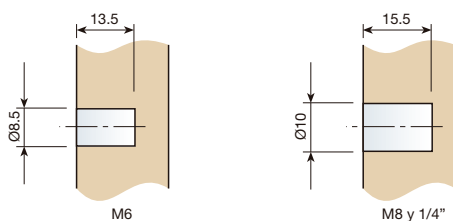
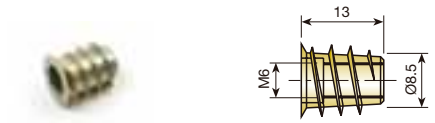
WING NUT.

1/4"	M6	
BICHROMATED	948.913.055	2.000
ZINC-COATED	948.813.036	




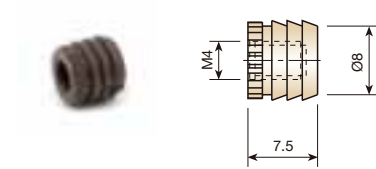
WING NUT WITH HEAD.

1/4"	M6	M8	
BICHROMATED	948.713.054	948.515.035	2.000
ZINC-COATED	948.613.035		




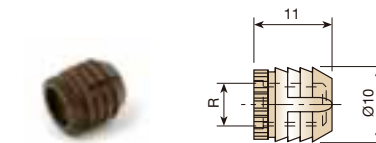
M4 NYLON KNOCK-IN NUT FOR Ø8.

			
NATURAL		937.004.106	2.000 OR 10.000
BROWN	RAL 8016	937.004.014	




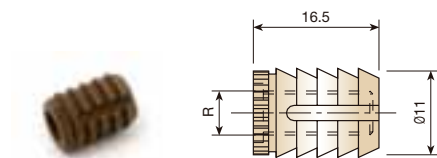
NYLON KNOCK-IN NUT FOR Ø10.

R	M6	1/4"	
NATURAL	937.006.103	937.014.105	2.000 OR 10.000
BROWN	RAL 8016 937.006.011	937.014.013	
BLACK	RAL 9005 937.006.022	937.014.024	




NYLON KNOCK-IN NUT FOR Ø11.

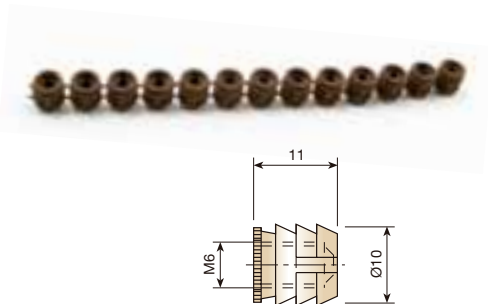
R	M6	1/4"	
NATURAL	937.106.100	937.114.102	2.000 OR 10.000
BROWN	RAL 8016 937.106.015	937.114.010	




M6 NYLON KNOCK-IN NUT FOR Ø10, IN STRIPS.

			
NATURAL		937.406.105	4.800
BROWN	RAL 8016	937.406.013	
BLACK	RAL 9005	937.014.024	

EVERY BOX CONTAINS 200 STRIPS.
STRIPS MAY HAVE 24 UNITS; THEY MAY BE PLACED MANUALLY OR USING A PNEUMATIC GUN WITH CHARGER.



M6 STEEL RIBBED KNOCK-IN NUT.

L	16 MM.	18 MM.	
ZINC-COATED	938.716.100	938.718.104	1.000 OR 5.000

