

# Profiles for structures

PROFILES FOR ALUMINIUM STRUCTURES:  
PROFILES FOR MULTI-PURPOSE STRUCTURES 40x40MM.  
PROFILES FOR WORKTOPS 40x40MM. PROFILES FOR AUXILIARY STRUCTURES 40x40MM.  
PROFILES FOR STRUCTURES 20x20MM.

*pp.*


<b>1</b>	<b>MULTI-PURPOSE STRUCTURE "STRUKT"</b> .....	724
----------	---	-----

<b>2</b>	<b>STRUCTURES 40X40</b> .....	726
----------	-------------------------------	-----

<b>3</b>	<b>STRUCTURES 20X20</b> .....	728
----------	-------------------------------	-----


## 1 MULTI-PURPOSE STRUCTURE "STRUKT" 40X40

### STRAIGHT POST 40x40.

		
ANODIZED SILK	151.100.515	2


CUT TO SIZE.

### POST OR CROSS-PIECE 40x40, ONE 45° CUT.

		
ANODIZED SILK	151.145.514	2


CUT TO SIZE.

### POST OR CROSS-PIECE 40x40, TWO 45° CUTS.


		
ANODIZED SILK	151.245.511	2

CUT TO SIZE.

### ANGLE JOINT

		
NATURAL	519.500.100	20

### BRACKET JOINT

	40MM.	110MM.	
ANODIZED SILK	519.904.512		20
ANODIZED SILK		519.911.512	10

THE 40MM JOINT IS SUPPLIED IN BOXES OF 20 UNITS, FOR 5 SHELVES. THE 110MM JOINT COMES IN BOXES OF 10 UNITS, FOR 5 SHELVES. EACH REFERENCE INCLUDES A NUT.

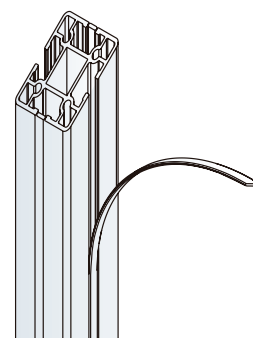
### ADJUSTABLE LEG.

		
ANODIZED SILK	164.000.513	20

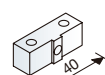
### END STRIP TO WALL, CEILING OR WORK SURFACE SUPPORT

		
ANODIZED SILK	164.100.510	10

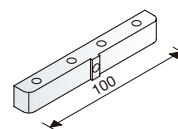
IT MAY BE USED TO JOIN THE STRUCTURE TO THE WALL OR CEILING AS WELL AS JOINING IT TO HORIZONTAL ELEMENTS (WORK SURFACES, TABLES...).



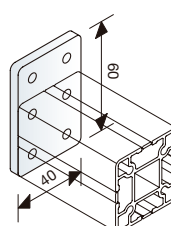
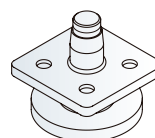
TO RELEASE THE CHANNEL,  
JUST PULL OFF THE PROTECTIVE  
ALUMINIUM STRIP



40MM JOINT TO HOLD  
SHELVES AT THE CORNER.



110MM JOINT TO HOLD  
SHELVES AT THE CENTRE.




NUT FOR OTHER ELEMENTS.

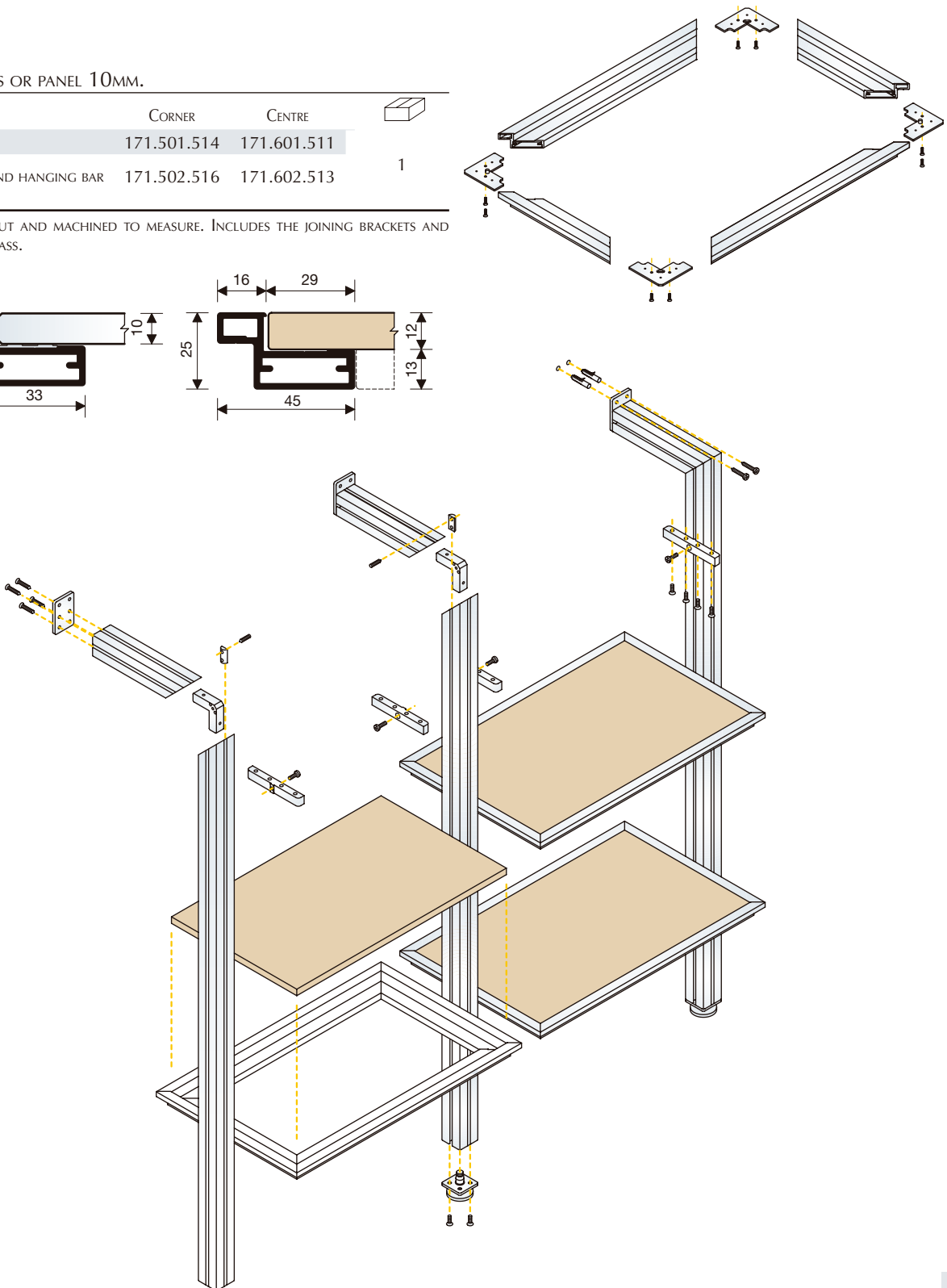
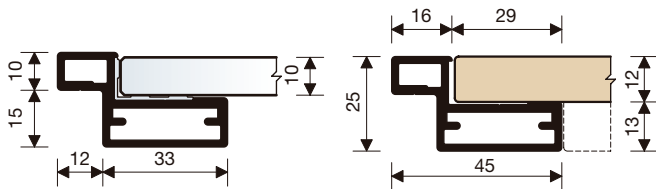
			
NATURAL	164.200.105	20	

THIS ENABLES OTHER ELEMENTS TO BE ATTACHED, SUCH AS DRAWER UNITS, WOODEN SIDE UNITS FOR HINGES OR WOODEN DRAWERS, SIDES AND BACK PIECES TO FORM A CABINET.

SHELF FOR GLASS OR PANEL 10MM.


TYPE OF ASSEMBLY	CORNER	CENTRE	
NORMAL	171.501.514	171.601.511	1
WITH SUPPORTS AND HANGING BAR	171.502.516	171.602.513	

ANODIZED SILK. CUT AND MACHINED TO MEASURE. INCLUDES THE JOINING BRACKETS AND GASKETS FOR THE GLASS.

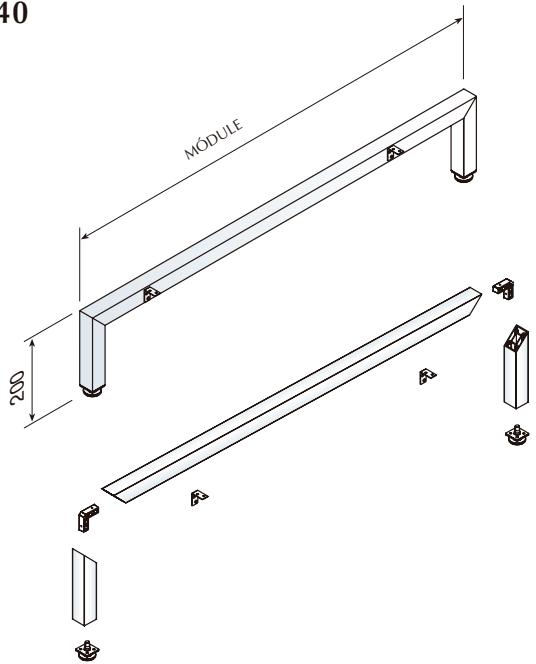


**2** WORKTOP AND AUXILIARY STRUCTURES 40X40


BRIDGE FOR WORKTOP 40x40.

MODULE	CENTRAL	END	  1
450	165.145.551	165.045.554	
500	165.150.554	165.050.550	
560	165.156.552	165.056.555	
580	165.158.556	165.058.552	
600	165.160.553	165.060.556	
700	165.170.552	165.070.555	
800	165.180.551	165.080.554	
900	165.190.550	165.090.553	
1000	165.191.552	165.091.555	
1200	165.199.554	165.099.550	
To measure (HEIGHT 200MM)	165.100.552	165.000.555	
To measure	165.102.556	165.002.552	

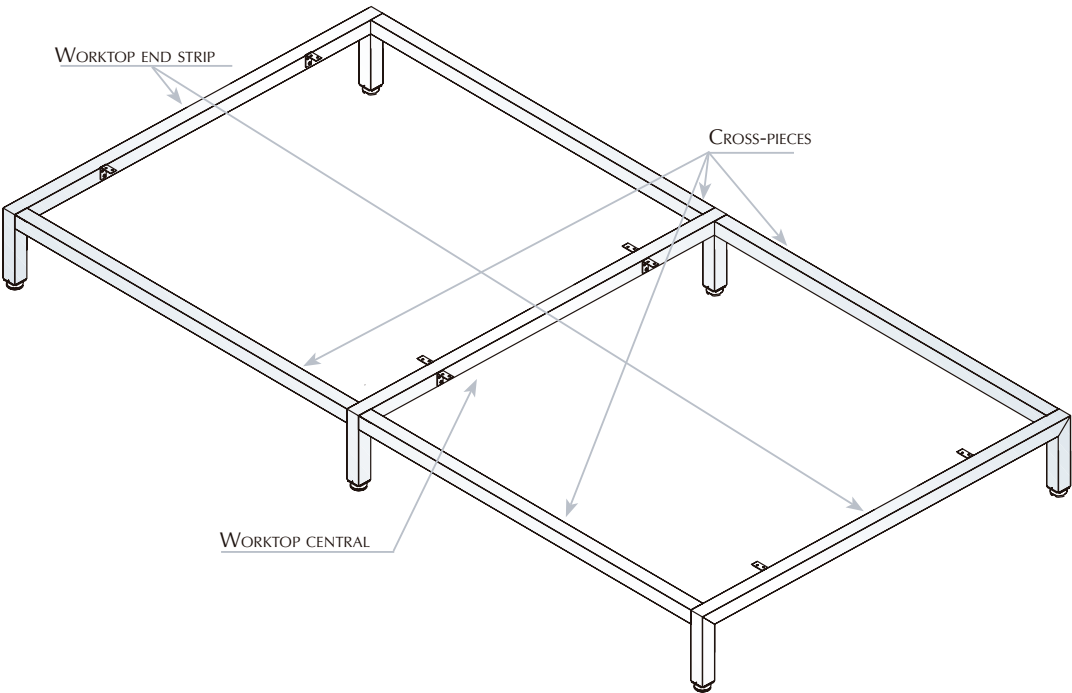
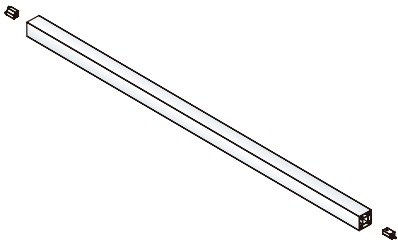
ANODIZED STEEL. SUPPLIED DISMANTLED IN BOXES OF 1 UNIT WITH THE NECESSARY JOINING FITTINGS AND SCREWS. TOTAL ADJUSTABLE HEIGHT 200±5MM.



CROSS-PIECE FOR WORKTOP 40x40.

LENGTH	ANODIZED STEEL	  2
To measure	165.200.556	

SUPPLIED DISMANTLED IN BOXES OF 2 UNITS WITH THE NECESSARY JOINING FITTINGS AND SCREWS.



### END STRIP FOR AUXILIARY STRUCTURE 40x40.

MODULE	ONE CROSS-PIECE	TWO CROSS-PIECES
450	167.045.550	168.045.555
500	167.050.553	168.050.551
560	167.056.551	168.056.556
580	167.058.555	168.058.553
600	167.060.552	168.060.550
700	167.070.551	168.070.556
800	167.080.550	168.080.555
900	167.090.556	168.090.554
1000	167.091.551	168.091.556
1200	167.099.553	168.099.551
TO MEASURE (HEIGHT 900MM)	167.000.551	168.000.556
TO MEASURE	167.003.550	168.003.555



1

ANODIZED STEEL. SUPPLIED DISMANTLED IN BOXES OF 1 UNIT WITH THE NECESSARY FITTINGS AND SCREWS. TOTAL ADJUSTABLE HEIGHT 900±5MM. (700 MODULE PLUS SKIRTING BOARD OR WORKTOP). PLEASE CHECK FOR OTHER STRUCTURES.

### CENTRAL STRIP FOR AUXILIARY STRUCTURE 40x40.

MODULE	ONE CROSS-PIECE	TWO CROSS-PIECES
450	169.045.553	170.045.551
500	169.050.556	170.050.554
560	169.056.554	170.056.552
580	169.058.551	170.058.556
600	169.060.555	170.060.553
700	169.070.554	170.070.552
800	169.080.553	170.080.551
900	169.090.552	170.090.550
1000	169.091.554	170.091.552
1200	169.099.556	170.099.554
TO MEASURE (HEIGHT 900MM)	169.000.554	170.000.552
TO MEASURE	169.003.553	170.003.551



1

ANODIZED STEEL. SUPPLIED DISMANTLED IN BOXES OF 1 UNIT WITH THE NECESSARY FITTINGS AND SCREWS. TOTAL ADJUSTABLE HEIGHT 900±5MM. (700 MODULE PLUS SKIRTING BOARD OR WORKTOP). PLEASE CHECK FOR OTHER STRUCTURES.

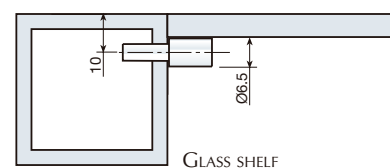
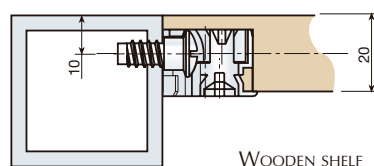
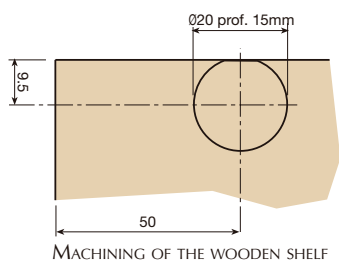

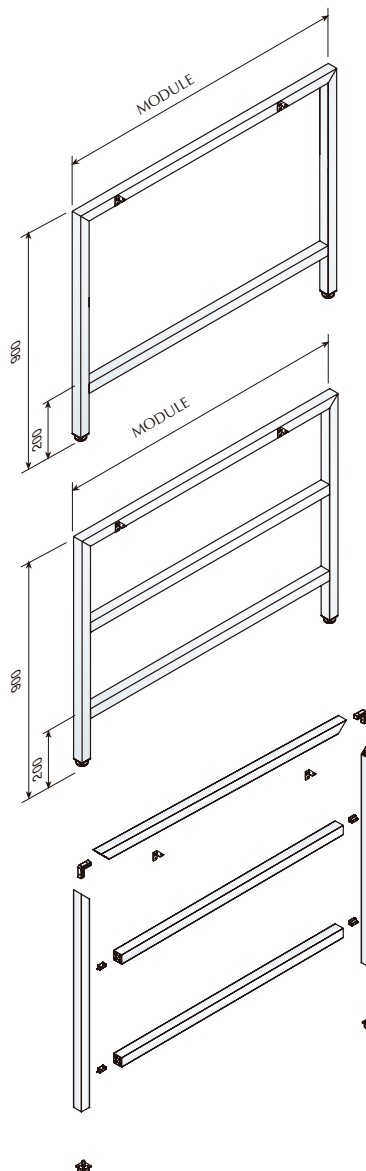
### CROSS-PIECE FOR STRUCTURES 40x40.

LENGTH	ANODIZED STEEL
TO MEASURE	165.300.553



2

SUPPLIED DISMANTLED IN BOXES OF 2 UNITS WITH THE NECESSARY FITTINGS AND SCREWS, AS WELL AS THE SUPPORTS FOR WOODEN AND GLASS SHELVES.



### 3 AUXILIARY STRUCTURES 20X20

#### END STRIP FOR AUXILIARY STRUCTURE 20x20.

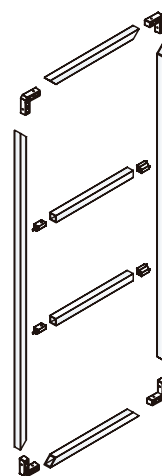

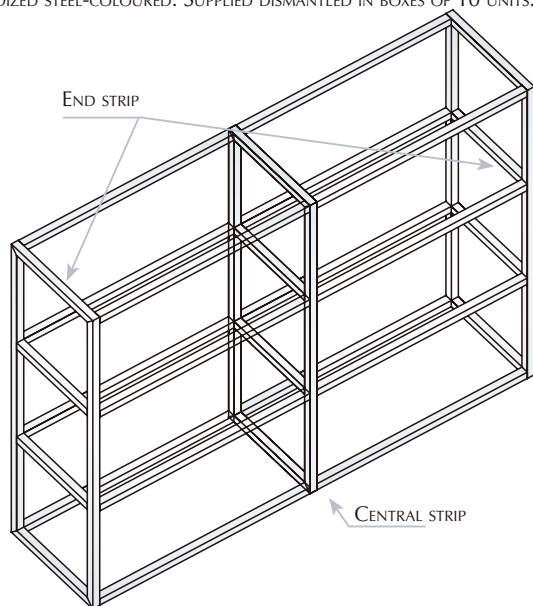
MODULE	NO CROSS-PIECE	ONE CROSS-PIECE	TWO CROSS-PIECES	1
700x300	165.730.552	167.730.555	168.730.553	
700x330	165.733.551	167.733.554	168.733.552	
900x300	165.930.553	167.930.556	168.930.554	
900x330	165.930.552	167.933.555	168.933.553	
A MEDIDA	165.702.552	167.702.555	168.702.553	

ANODIZED STEEL-COLOURED. SUPPLIED DISMANTLED IN BOXES OF 1 UNIT WITH THE NECESSARY FITTINGS AND SCREWS. PLEASE CHECK FOR OTHER STRUCTURES.

#### CENTRAL STRIP FOR AUXILIARY STRUCTURE 20x20.

MODULE	NO CROSS-PIECE	ONE CROSS-PIECE	TWO CROSS-PIECES	10
700x300	166.730.550	169.730.551	170.730.556	
700x330	166.733.556	169.733.550	170.733.555	
900x300	166.930.551	169.930.552	170.930.550	
900x330	166.933.550	169.933.551	170.933.556	
A MEDIDA	166.702.550	169.702.551	170.702.556	

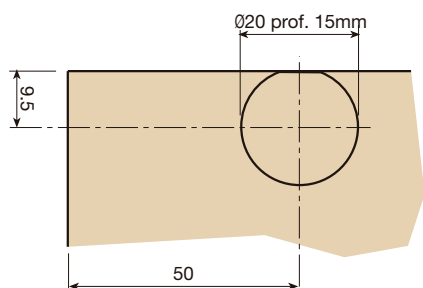
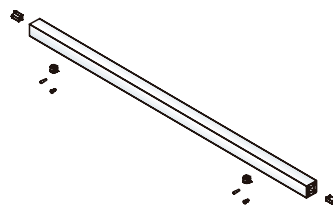
ANODIZED STEEL-COLOURED. SUPPLIED DISMANTLED IN BOXES OF 10 UNITS.



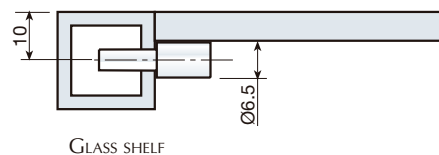
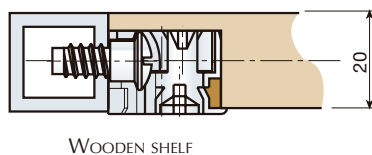
#### CROSS-PIECE 20x20

LENGTH	ANODIZED STEEL	2
TO MEASURE	165.500.554	

SUPPLIED DISMANTLED IN BOXES OF 2 UNITS WITH THE NECESSARY FITTINGS AND SCREWS, AS WELL AS THE SUPPORTS FOR WOODEN AND GLASS SHELVES.

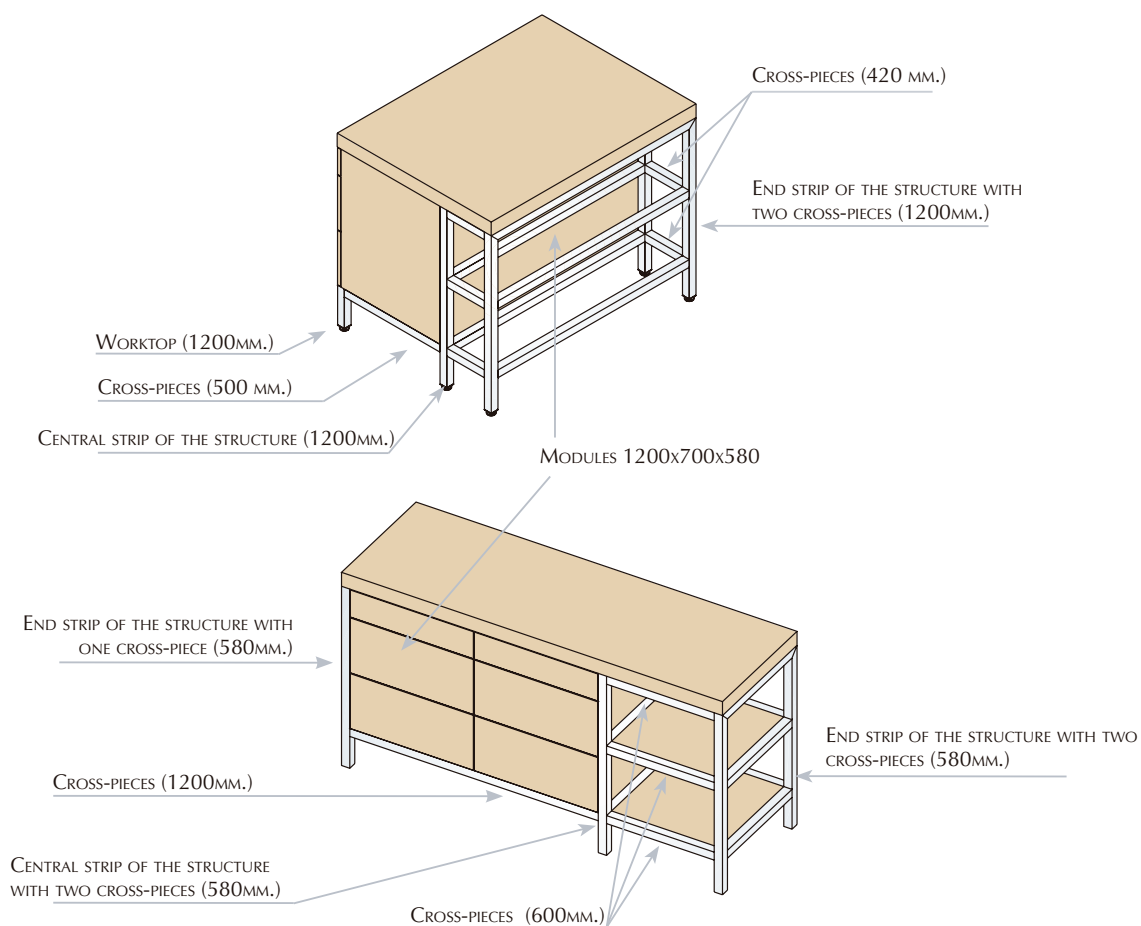


MACHINING OF THE WOODEN SHELF



### Sample set-ups

#### STRUCTURE 40x40 INCORPORATED INTO LOWER CABINET



#### STRUCTURE 20x20 INCORPORATED INTO THE UPPER CABINET

